

Scaled data based on original data using
LM-79-08 Approved Method: Electrical and Photometric Measurements of Solid-
State Lighting Products

Test Report Prepared for
Cooper Lighting Solutions
(formerly Eaton)

Brand: McGRAW-EDISON

Report Number: P385461

Luminaire Tested: **GWC-SA1A-730-U-SL2**

Issue Date: 3/3/2020

Test Information

Test Method: LM-79-08
Report Number: P385461
TEST IS SCALED FROM IESNA LM-79-08 TEST DATA (G2-1903-205-20)
Test Lab: INNOVATION CENTER
Issue Date: 3/3/2020
Manufacturer: COOPER LIGHTING SOLUTIONS (FORMERLY EATON)
Product Line: MCGRAW-EDISON
Catalog Number: GWC-SA1A-730-U-SL2
Description: GALLEON WALL LUMINAIRE
(1) 70 CRI, 3000K, 615mA LIGHTSQUARE WITH 16 LEDS AND TYPE II SPILL LIGHT
ELIMINATOR OPTICS
Light Source: -
Ballast/Driver: ELECTRONIC DRIVER

Summary

Lumens per Lamp: N/A
Luminaire Lumens: 4439 lumens
Efficiency: N/A
Efficacy: 130.6 lumens/watt
Luminous Opening: Rectangular (W 0.5' x L: 0.5' x H: 0')
IES Classification: Type III - Medium
BUG Rating: B1 - U0 - G2

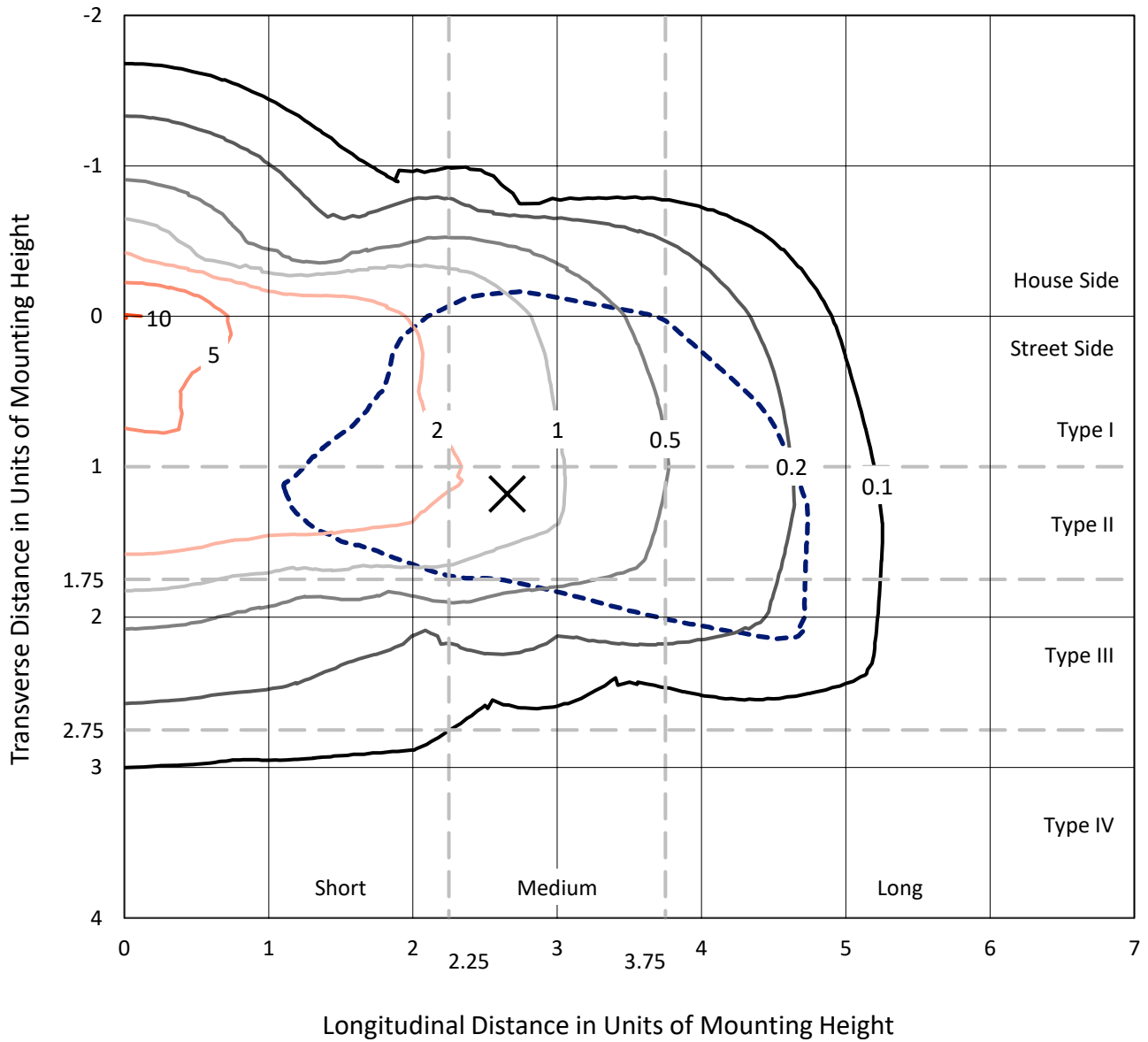
Input Watts (W): 34
Input Voltage (V): NR
Input Current (A_{in}): NR
Voltage Rise (V): NR
Power Factor: NR
Total Harmonic Distortion (THDi): NR
Frequency (hertz): 60
Stabilization Time: NR
Operation Time: NR
Ambient Temperature (°C): NR
Test Distance: 24 FT



REPORT NUMBER: P385461
 CATALOG NUMBER: GWC-SA1A-730-U-SL2

Iso-Footcandle Lines of Horizontal Illumination

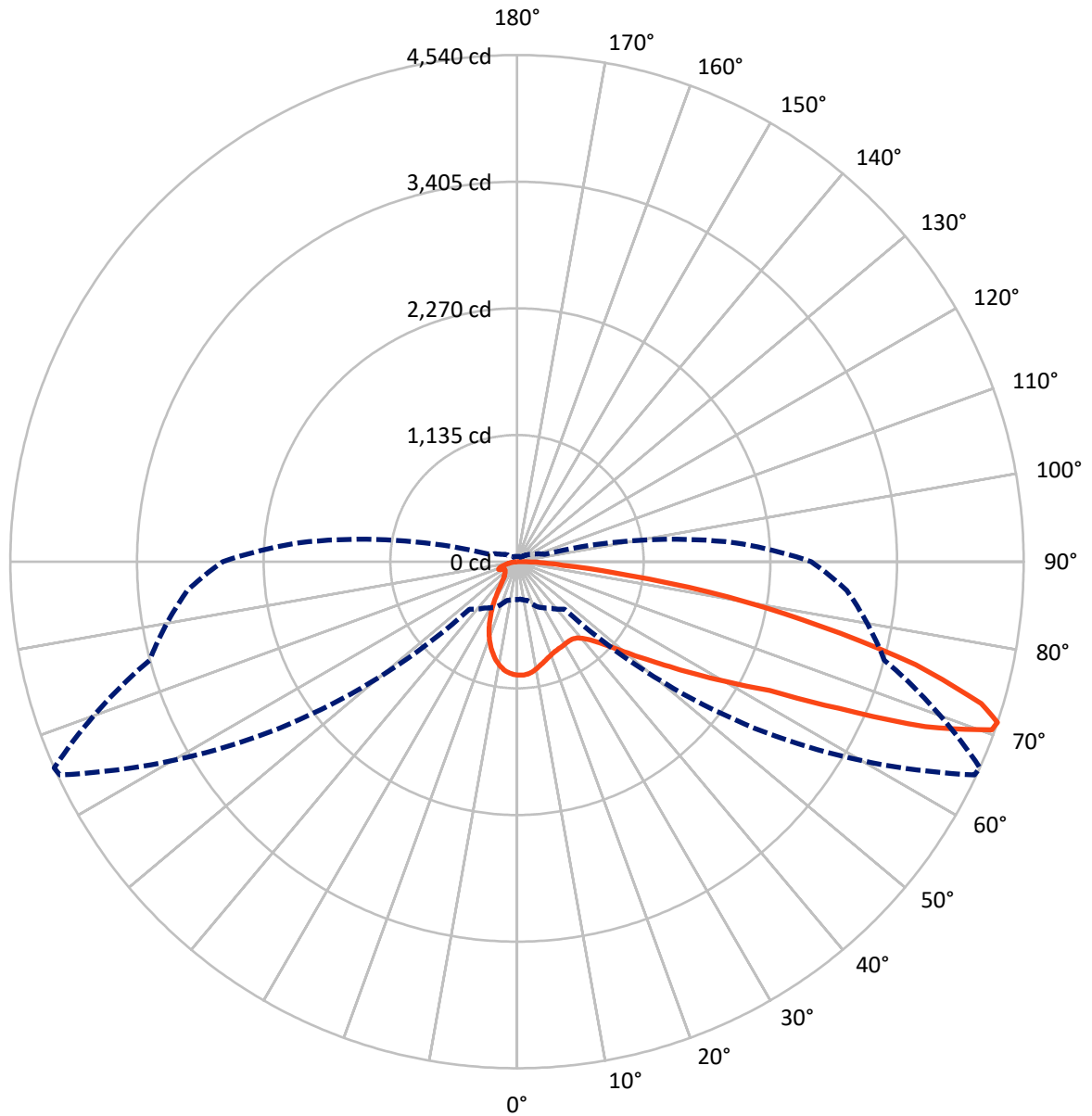
× Max cd
 - - - 1/2 Max cd



Based on 10 foot mounting height. Maximum calculated value = 10.2 fc
 Type III - Medium - N/A

REPORT NUMBER: P385461
CATALOG NUMBER: GWC-SA1A-730-U-SL2

Luminous Intensity Polar Plot



— Vertical Plane Through 66-Deg Lateral - - - Horizontal Cone Through 71-Deg Vertical

REPORT NUMBER: P385461

CATALOG NUMBER: GWC-SA1A-730-U-SL2

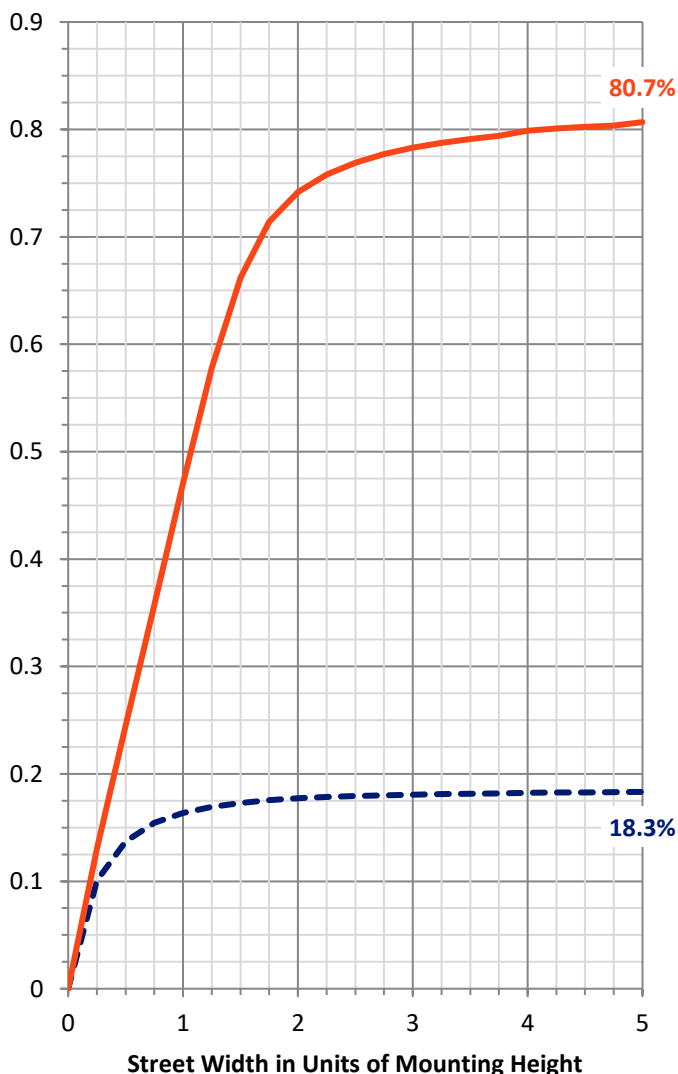
FLUX DISTRIBUTION:

		Downward	Upward	Total
House Side	Lumens	822.7	0.0	822.7
	% Fixture	18.5	0.0	18.5
Street Side	Lumens	3616.3	0.0	3616.3
	% Fixture	81.5	0.0	81.5
Total	Lumens	4439.0	0.0	4439.0
	% Fixture	100.0	0.0	100.0

ZONAL LUMENS:

Zone	Lumens	% Fixture
0°-10°	89.5	2.0
10°-20°	214.7	4.8
20°-30°	288.4	6.5
30°-40°	379.4	8.5
40°-50°	551.9	12.4
50°-60°	862.1	19.4
60°-70°	1079.9	24.3
70°-80°	823.7	18.6
80°-90°	149.6	3.4
90°-100°	0.0	0.0
100°-110°	0.0	0.0
110°-120°	0.0	0.0
120°-130°	0.0	0.0
130°-140°	0.0	0.0
140°-150°	0.0	0.0
150°-160°	0.0	0.0
160°-170°	0.0	0.0
170°-180°	0.0	0.0
0°-90°	4439.0	100.0
0°-180°	4439.0	100.0

Coefficient of Utilization



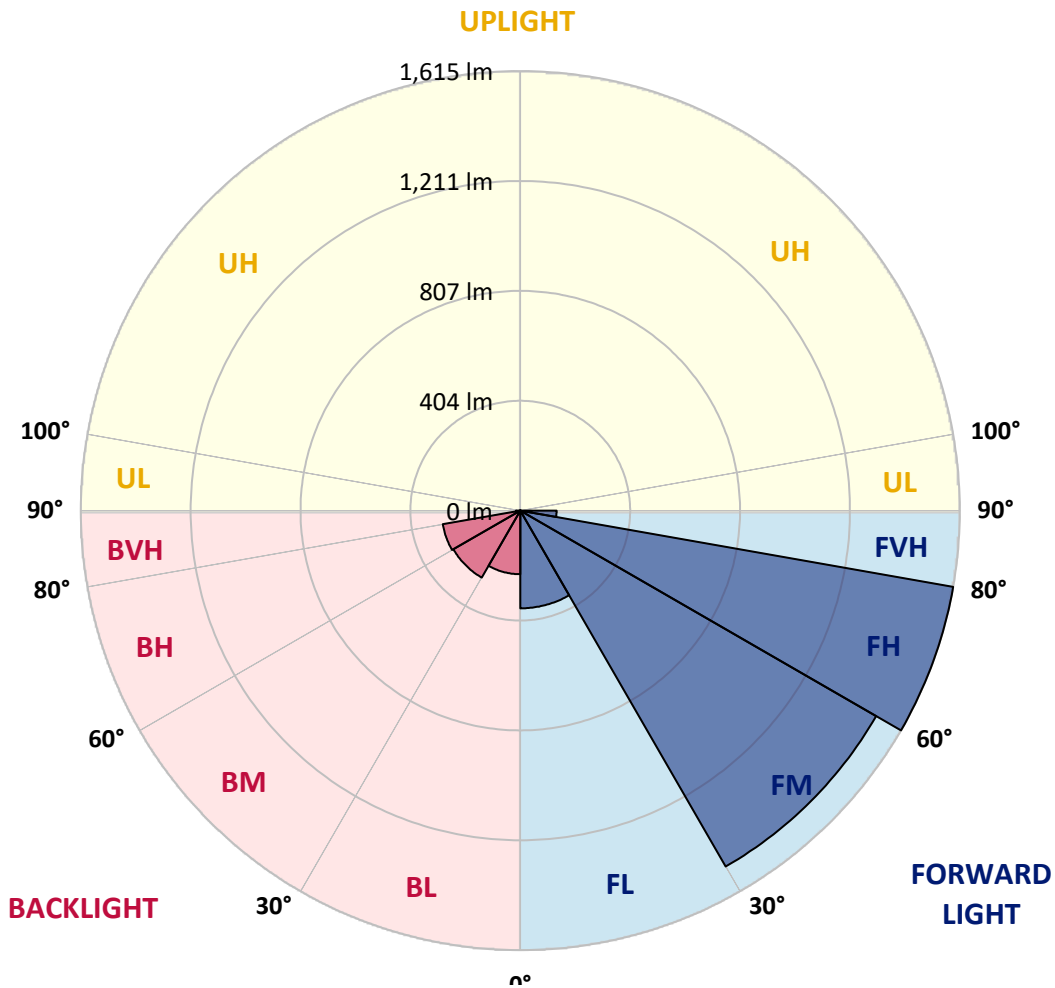
REPORT NUMBER: P385461

CATALOG NUMBER: GWC-SA1A-730-U-SL2

LUMINAIRE CLASSIFICATION SYSTEM LUMEN TABLE AND BUG RATING:

Zone	Lumens	% Fixture	Zone Rating/Lumen Limit		
			B	U	G
FL (0°-30°)	359.0	8.1			
FM (30°-60°)	1509.5	34.0			
FH (60°-80°)	1614.5	36.4			G1/1800
FVH (80°-90°)	133.4	3.0			G2/225
BL (0°-30°)	233.6	5.3	B1/500		
BM (30°-60°)	283.8	6.4	B1/1000		
BH (60°-80°)	289.1	6.5	B1/500		G1/500
BVH (80°-90°)	16.2	0.4			G1/100
UL (90°-100°)	0.0	0.0		U0/0	
UH (100°-180°)	0.0	0.0		U0/0	

BUG Rating: B1-U0-G2
 Type III Medium





REPORT NUMBER: P385461
 CATALOG NUMBER: GWC-SA1A-730-U-SL2

CANDELA DISTRIBUTION (FULL):

	0°	5°	15°	25°	35°	45°	55°	65°	66°	75°	85°
0°	1016.9	1016.9	1016.9	1016.9	1016.9	1016.9	1016.9	1016.9	1016.9	1016.9	1016.9
2.5°	998.0	996.5	1001.1	1005.9	1007.7	1010.8	1015.4	1018.0	1017.8	1018.3	1016.7
5°	931.8	929.8	939.0	946.5	960.9	977.2	997.0	1011.1	1011.4	1019.3	1021.5
7.5°	869.1	867.8	878.3	890.4	907.2	932.0	964.0	994.4	996.2	1017.8	1025.3
10°	818.9	818.6	828.8	842.0	861.5	889.2	926.0	970.5	973.2	1010.5	1025.9
12.5°	779.6	780.3	789.1	804.2	824.7	853.7	893.5	943.6	948.1	998.8	1022.4
15°	750.7	753.1	760.3	775.5	795.7	825.2	866.1	918.8	925.5	985.8	1020.4
17.5°	734.1	736.9	741.9	754.5	773.5	801.9	840.6	898.4	904.5	975.8	1020.6
20°	729.2	731.5	734.4	742.1	758.2	783.9	820.6	880.0	886.6	967.8	1022.1
22.5°	738.9	740.6	740.9	740.3	750.1	771.1	806.0	866.5	873.6	962.6	1023.2
25°	759.6	761.9	760.2	754.5	751.3	764.2	798.5	857.7	864.7	958.8	1021.0
27.5°	790.7	791.0	789.6	782.2	767.1	764.9	796.2	852.4	859.2	954.4	1016.6
30°	833.0	835.0	832.5	822.6	797.7	777.2	799.0	847.4	853.5	948.7	1009.4
32.5°	882.5	887.4	887.2	876.8	841.3	804.6	810.3	844.3	849.1	942.7	1000.6
35°	933.8	940.6	953.1	948.7	904.7	848.0	832.1	849.2	852.4	941.9	994.5
37.5°	987.2	993.9	1019.8	1031.8	980.3	910.1	866.4	866.5	868.1	951.3	994.1
40°	1042.9	1050.1	1089.1	1120.2	1078.2	988.7	921.7	902.7	901.0	974.3	1003.1
42.5°	1121.1	1127.5	1174.3	1214.0	1186.9	1089.4	998.2	958.5	955.0	1019.3	1032.1
45°	1220.0	1225.5	1275.1	1317.6	1303.6	1204.3	1094.3	1035.3	1034.7	1094.4	1090.8
47.5°	1337.5	1341.8	1386.4	1427.5	1432.5	1336.6	1215.1	1153.8	1143.8	1197.4	1181.6
50°	1460.0	1464.7	1495.1	1539.2	1576.8	1513.6	1370.5	1298.9	1285.6	1333.4	1310.4
52.5°	1541.0	1547.3	1573.7	1629.6	1738.9	1707.6	1554.2	1474.8	1454.6	1498.1	1480.5
55°	1504.9	1519.0	1559.3	1648.9	1868.6	2004.0	1780.9	1680.1	1657.2	1693.4	1683.0
57.5°	1340.4	1359.7	1414.8	1553.2	1886.8	2265.2	2123.6	1921.7	1905.7	1895.2	1900.0
60°	1039.9	1058.4	1126.6	1307.0	1759.7	2455.9	2639.3	2219.7	2196.4	2097.8	2102.1
62.5°	736.0	726.6	773.4	905.3	1429.9	2478.2	3226.2	2618.2	2541.5	2311.8	2292.9
65°	561.2	559.1	580.1	622.1	866.1	2210.5	3575.7	3287.9	3168.2	2563.4	2519.0
67.5°	461.2	457.3	478.0	539.2	557.7	1426.1	3583.4	4065.0	3947.4	2876.7	2780.5
70°	379.2	374.9	394.2	473.1	515.4	723.2	3015.9	4520.0	4513.7	3273.4	2977.9
71°	339.9	336.9	360.0	447.7	506.4	602.8	2603.9	4521.2	4540.1	3407.6	2966.2
72.5°	276.8	277.9	302.4	398.5	499.6	532.3	1913.8	4310.5	4350.3	3535.6	2860.3
75°	183.9	184.8	217.0	306.5	484.5	520.8	1051.8	3617.0	3690.2	3459.0	2610.0
77.5°	123.5	123.2	145.1	210.3	422.1	520.8	616.7	2705.2	2785.7	2752.3	2012.2
80°	85.1	84.4	99.9	145.1	319.5	527.1	476.8	1895.8	1920.2	1486.3	817.8
82.5°	52.1	52.6	65.3	102.5	217.5	474.3	450.1	1033.7	1007.2	416.9	204.3
85°	29.9	29.7	41.7	69.4	139.6	400.3	438.9	444.9	408.1	125.5	73.9
87.5°	10.7	11.5	22.4	38.5	80.0	278.8	372.4	231.4	208.6	56.7	33.4
90°	0.0	0.0	0.0	0.0	0.0	0.0	0.0	0.0	0.0	0.0	0.0



REPORT NUMBER: P385461
 CATALOG NUMBER: GWC-SA1A-730-U-SL2

CANDELA DISTRIBUTION (continued):

	90°	95°	105°	115°	125°	135°	145°	155°	165°	175°	180°
0°	1016.9	1016.9	1016.9	1016.9	1016.9	1016.9	1016.9	1016.9	1016.9	1016.9	1016.9
2.5°	1015.7	1016.6	1015.5	1009.4	1004.2	995.7	991.0	984.4	982.4	981.5	983.9
5°	1019.5	1019.8	1010.8	994.7	976.6	955.3	940.0	921.1	912.2	908.4	910.8
7.5°	1023.0	1021.6	1001.9	971.1	937.7	900.6	867.6	837.4	819.8	812.6	813.2
10°	1023.5	1017.7	985.9	938.3	886.5	832.1	781.5	734.9	705.5	686.3	692.1
12.5°	1018.7	1008.9	962.5	895.8	823.9	749.8	681.4	611.5	569.5	550.1	550.7
15°	1015.0	997.3	933.7	845.8	749.3	651.1	557.7	475.6	430.8	410.9	401.5
17.5°	1012.0	984.7	900.3	789.6	661.2	536.6	424.4	351.1	326.6	320.8	318.3
20°	1007.7	971.4	863.0	724.5	560.8	408.4	309.9	273.7	273.9	280.6	281.5
22.5°	1001.7	956.2	823.3	651.4	453.0	297.5	242.9	232.5	243.1	255.9	258.2
25°	992.8	938.3	779.2	570.6	345.5	228.7	207.5	207.1	219.9	233.4	235.4
27.5°	980.3	914.8	730.1	483.8	254.6	194.3	185.9	189.1	198.6	208.4	209.2
30°	963.4	887.5	676.0	392.3	199.5	173.0	172.1	175.0	180.8	187.7	188.4
32.5°	944.9	859.8	618.3	303.8	170.9	161.5	162.5	163.8	166.6	169.4	170.0
35°	928.0	831.4	559.1	230.8	157.2	154.0	153.4	153.1	153.4	152.5	152.6
37.5°	917.1	808.0	497.5	183.8	149.4	147.4	145.6	143.3	140.7	139.2	139.5
40°	913.1	790.5	435.1	158.8	143.0	141.6	138.1	133.2	130.1	129.2	129.2
42.5°	923.9	781.5	374.9	146.2	137.6	135.3	129.5	123.8	121.5	121.4	121.2
45°	956.7	785.2	317.6	139.3	132.7	128.3	120.6	115.9	114.3	114.6	114.5
47.5°	1015.5	808.3	268.5	134.7	127.8	122.0	113.4	109.6	107.7	107.7	107.9
50°	1115.6	862.4	229.4	130.9	123.7	116.2	108.2	103.5	101.0	100.8	100.8
52.5°	1261.3	959.3	205.1	127.7	119.1	111.0	103.0	97.0	94.1	93.5	93.2
55°	1444.0	1098.1	198.3	125.5	113.0	105.3	96.7	90.7	87.5	86.1	86.0
57.5°	1648.3	1267.0	211.7	122.9	106.7	98.5	89.8	84.1	80.8	79.1	78.9
60°	1855.1	1451.4	266.1	119.2	101.5	91.2	82.8	77.6	74.2	72.3	72.0
62.5°	2062.1	1645.7	377.2	118.9	97.8	84.1	75.6	71.1	67.9	65.9	65.4
65°	2295.7	1858.4	503.5	127.1	96.6	77.7	68.2	64.7	61.9	60.1	59.9
67.5°	2563.9	2098.6	491.4	143.8	100.7	71.9	61.3	58.5	56.6	55.0	54.9
70°	2689.7	2061.1	305.4	155.6	106.5	66.2	54.7	52.7	51.2	50.1	49.7
71°	2637.0	1957.0	256.1	154.2	105.9	63.8	52.1	50.6	49.0	48.1	47.7
72.5°	2493.3	1784.7	213.6	143.5	99.0	59.3	48.7	47.2	45.8	44.8	44.4
75°	2237.3	1593.9	171.0	114.6	78.9	50.1	42.8	41.1	40.0	39.4	38.8
77.5°	1644.6	1137.5	132.3	90.6	58.1	40.9	36.5	35.3	34.2	33.3	32.8
80°	630.1	440.6	89.0	67.6	42.6	32.3	29.4	28.8	27.7	27.1	27.1
82.5°	169.7	131.7	47.5	40.9	28.5	23.6	22.5	22.2	21.3	20.1	20.2
85°	68.7	58.1	26.7	22.5	17.5	13.9	15.2	15.3	14.3	12.7	12.9
87.5°	30.2	24.7	14.9	10.0	7.7	5.4	6.9	6.9	6.3	5.2	4.8
90°	0.0	0.0	0.0	0.0	0.0	0.0	0.0	0.0	0.0	0.0	0.0

Signify Classified - Internal
Cooper Lighting Solutions Photometric Lab
1121 Highway 74 South
Peachtree City, GA 30269

Scaled Data Report



Report Generated By 670245982

Signify Classified - Internal
Cooper Lighting Solutions Photometric Lab
1121 Highway 74 South
Peachtree City, GA 30269

Scaled Data Report



Signify Classified - Internal
Cooper Lighting Solutions Photometric Lab
1121 Highway 74 South
Peachtree City, GA 30269

Scaled Data Report



Signify Classified - Internal
Cooper Lighting Solutions Photometric Lab
1121 Highway 74 South
Peachtree City, GA 30269

Scaled Data Report





--- HS — SS

Signify Classified - Internal
Cooper Lighting Solutions Photometric Lab
1121 Highway 74 South
Peachtree City, GA 30269

Scaled Data Report



u

Signify Classified - Internal
Cooper Lighting Solutions Photometric Lab
1121 Highway 74 South
Peachtree City, GA 30269

Scaled Data Report



Signify Classified - Internal
Cooper Lighting Solutions Photometric Lab
1121 Highway 74 South
Peachtree City, GA 30269

Scaled Data Report



(END OF REPORT)